
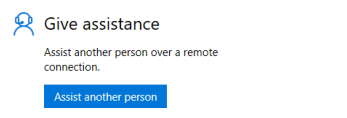
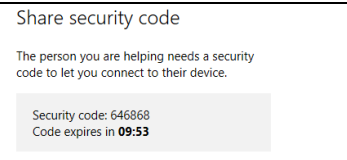



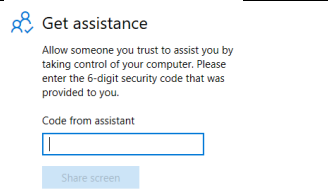
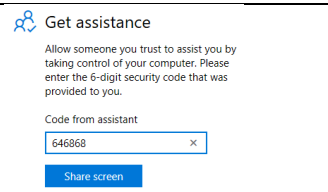
Remotely Controlling a Computer with Quick Assist

The two participants in these instructions are Maxine (the MASTER), who will be remotely controlling the computer of Susan (the SUPPLICANT). It is expected that Maxine and Susan will be at their respective computers and have initiated a telephone (voice) conversation.

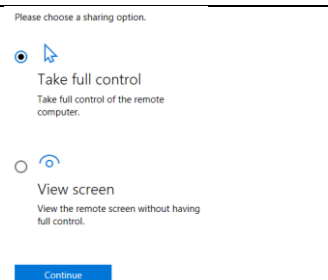
At Maxine's Computer

Maxine launches "Quick Assist" with the key combination shown here.	
In the resulting dialogue box, Maxine clicks the "Assist another person" button.	
Maxine makes a note of the security code that's displayed, e.g. 646868.	

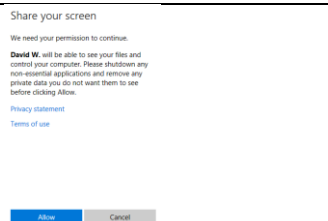
At Susan's Computer

In the phone conversation, Maxine instructs Susan to type the key combination shown to launch "Quick Assist".	
Susan verbally confirms to Maxine that a "Get assistance" prompt is now displayed on her screen. Maxine reads out the "Security code" to Susan.	
Susan types the code (e.g. 646868) into the prompt, then clicks on the "Share screen" button.	

At Maxine's Computer

Once Susan has completed the previous task, Maxine is prompted for a preferred sharing option. The default option of "Take full control" should be left as is. Maxine clicks on the "Continue" button.	
---	---

At Susan's Computer

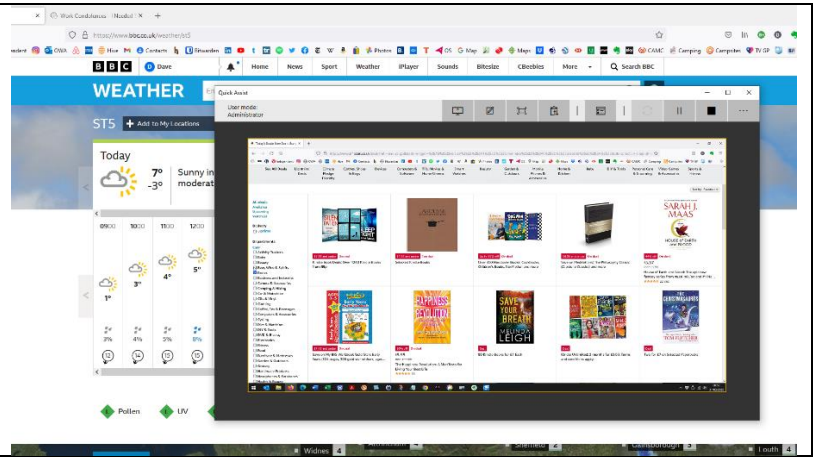
Once Maxine has completed the previous task, the "Share your screen" dialogue box is displayed on Susan's computer. Susan clicks on the "Allow" button.	
--	---

Additional Information

Operational View from Maxine's Computer


Maxine will see Susan's screen in a window on her computer. She is able to move the mouse, click on icons, and type into Susan's screen as if she were directly in front of it.

In the screenshot, Maxine has BBC Weather in her desktop background. She has remotely controlled Susan's computer, who is looking at books on Amazon.



Session Ending

Normally, Maxine would initiate ending of the remote control session. However, if at some point Susan wanted to do this immediately, she could follow the instructions below.

Susan clicks on the "X" button in the top right corner of the Quick Assist window.	
Susan clicks on the "Close" button.	Close the app Are you sure you want to close the app? <input type="button" value="Close"/> <input type="button" value="Cancel"/>
Confirmation.	Screen sharing has ended If you still want to share your screen, ask the person helping you to reconnect, then start sharing again. If you're done, you can close the app.

An alternative (quality) instruction guide for using Quick Assist can be found at the following link:

<https://bigtechquestion.com/2020/04/18/software/windows/is-there-free-remote-control-software-for-windows/>